

MyScouts.ca: Logging in and finding Training

Getting Started

Tip: The training works best using Google Chrome (browser).

Tip: Using an iPad? Try downloading Puffin (browser/App).

1. Go to www.MyScouts.ca.
2. If you've logged into MyScouts before, input your email address and password. (Successful login? Skip ahead to 4.)

OR

If you've never logged in or do not remember your password, click "I Forgot My Password" to reset your account.

- a. Input your email address and confirm that you're an actual person.
- b. You should be returned to the login page and see a message telling you that an email from the helpcentre has been sent to your email box.

If you get an error message, seek help by clicking "Support" in the upper right corner,

Then by looking for and clicking on "Submit Request" and choosing...

Support Type: Registration Support for Parents

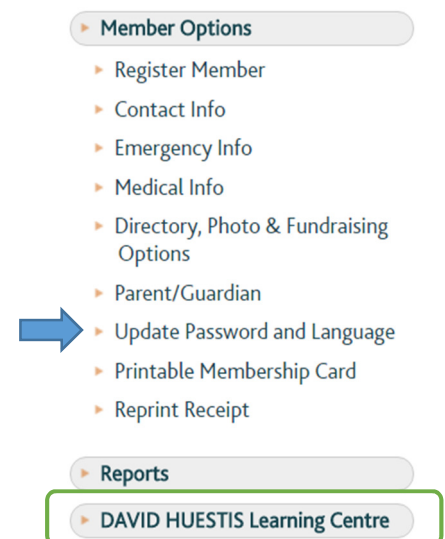
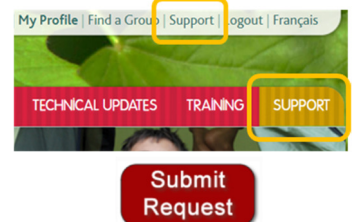
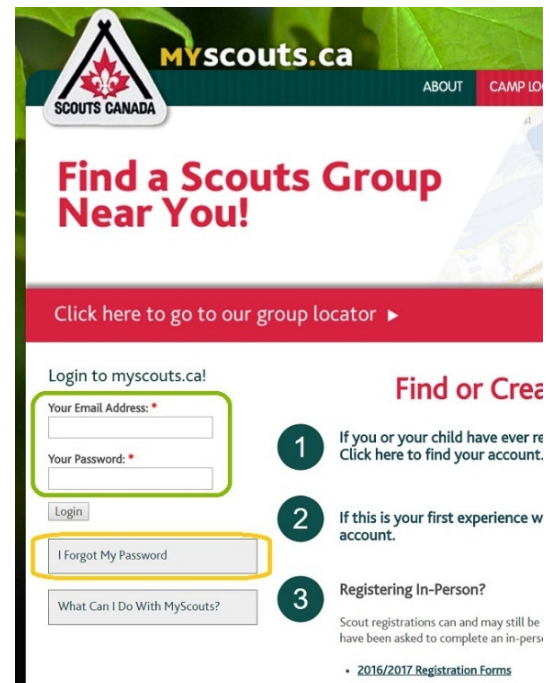
Region: Prairies and NWT

- c. Check your email-box for a "Password Reset" email and click on the link in it to get into your profile.
 - d. You may be asked to read and accept the Scouts Canada **Code of Conduct** if you do not have a current "CoC" on record. (You must agree to the Code of Conduct to be a member of the organization.)
 - e. Once into your profile, under **Member Options**, choose "Update Password and Language" to set and save a password.
3. Check that your personal information including your Role (if you have one) on the "My Roles" tab is correct.

You can make some changes to your profile yourself (Contact, Emergency and Medical information, password and other items under "Member Options"), but...

Email address and role changes must be done by a **"Support"** team member.

4. Go to training by clicking on the **David Huestis Learning Centre** button.



Finding and Completing Training

Tip: The training works best using Google Chrome (browser).

Tip: Using an iPad? Try downloading Puffin (browser/App).

Tip: Be sure to allow all sessions to run through to the end.

Tip: Verify that the session has been properly credited by looking for it in “My Completed Learning”.

Tip: If you don't find a session “My Completed Learning” that you believe should be there, do not redo it. Seek help by clicking **Support/Feedback** in the upper right corner of your screen.)



After logging into your MyScouts account and clicking on the “**David Heustis Learning Centre**”, you'll land at “My Learning Gateway”.

1. Safe Scouting for Parents

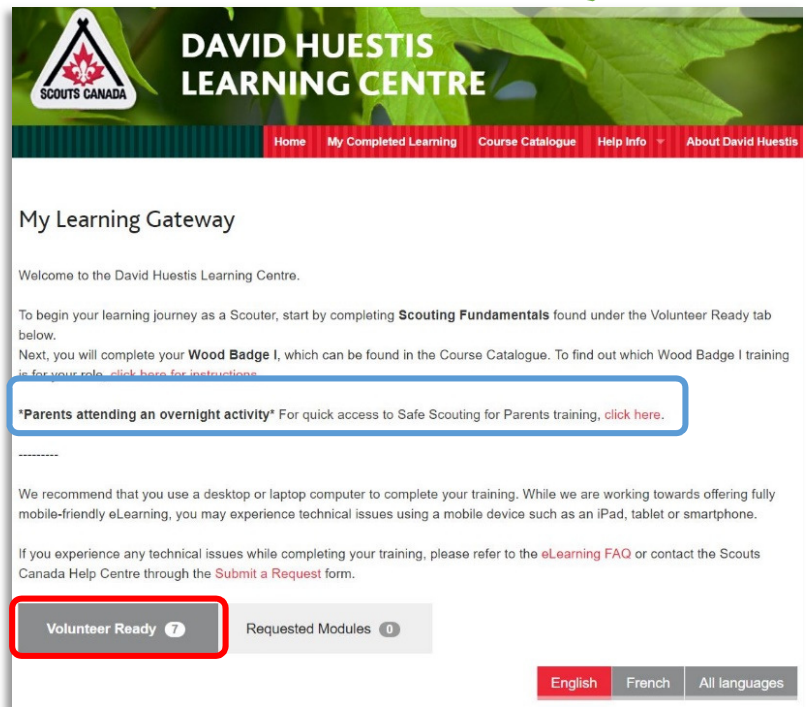
[Parents/Guardians](#) and others needing “Safe Scouting for Parents”, choose the “click here” link.

A new tab will open with the “Learning Objectives” for the session.

Click to “Launch” the session.

Note: Scouters and others (including Parents) do NOT need “Safe Scouting for Parents” if they have either:

- the older “Child and Youth Safety” OR
- “Respect in Sport for Activity Leaders”



2. Scouting Fundamentals with Respect in Sport (SF, RiS and Acc)

Volunteers and Rover Scouts needing basic training – also known as “Scouting Fundamentals with Respect in Sport” – click on “Volunteer Ready” (or verify that it appears with light lettering and a dark background as shown) and scroll down to see and “Launch” the sessions which include:

- Session 1: Why Scouting is Important for Young People
- Session 2: How Scouting Helps Develop Well Rounded Youth
- Session 3: Great, Safe Scouting Adventures
- Respect in Sport for Activity Leaders (RiS)
- Session 5: How you can help Scouting reach more young people – also known as “Accessibility” (Acc).
- Session 6: What comes next?

About *Respect in Sport for Activity Leaders*

This session has a \$30 access fee not covered by Scouts Canada. Some Groups reimburse. Financial assistance may be available for those who qualify.

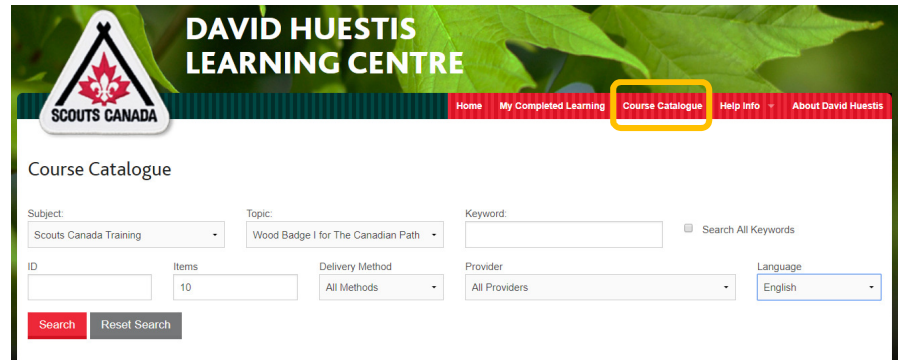
If you've taken the training for another organization, you can “Import” your certification via this link. (It must be Respect in Sport for Activity Leaders. Other versions – In School, In the Workplace, In Sport for Parents – are not accepted.)

3. Wood Badge training

There are three training streams offered to help Scouters better understand their roles and Scouts Canada's program:

- Wood Badge for Canadian Path (for Section Scouters) and
- Wood Badge for Group Committee (for Committee members and others who provide broader support to Groups and Areas)
- Wood Badge for Group Commissioners (for Group and other Commissioners)

To request the training package you need for your role, click "Course Catalogue" on the red menu bar, then select the appropriate options for your role.



Hit "Search" then scroll down to the results and to "Request Package".



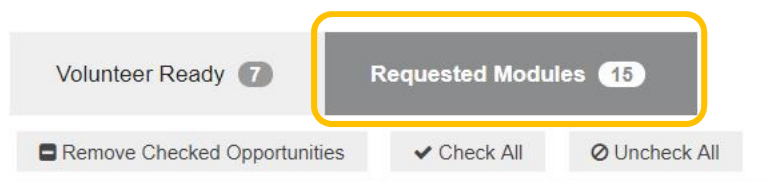
You can also choose individual courses from a larger package – like "Volunteer Screening: It's Our Duty" which is part of Wood Badge for Group Commissioners.

Records 1 to 10 of 21

← Prev 1 2 3 Next →

Course Title	
Request Package	Wood Badge I for Group Commissioners
6061	Group Management
6592	Volunteer Recruitment
6593	How to Facilitate Scouter Development
6596	Performance Management
6428	Conducting Crucial Conversations
6086	Volunteer Screening: It's Our Duty
6530	How to Engage Parents
6529	How to Fund the Program
6531	How to Work with the Section Leadership Team
6506	How to Plan for Youth-led

Return to "My Learning" then click on "Requested Modules" to access your sessions.



Wood Badge for Canadian Path

Session ID	Session Name	Duration (min)
6506	How to Plan for Youth-led	20
6511	How to Use the Program Quality Guide	20
6512	How to Facilitate Outdoor Adventure Skills	20
6513	How to Facilitate the SPICES	20
6514	How to Take Youth Camping	20
6522	How to Incorporate Badges	15
6526	How to use the Patrol System	30
6527	What is STEM?	15
6528	How to Facilitate a Balanced Program	20
6529	How to Fund the Program	20
6530	How to Engage Parents	10
6531	How to Work with the Section Leadership Teams	20
6532	How to Facilitate Adventure	20
6533	How to Incorporate Spirituality	20
6535	How to Facilitate a Meeting	15
Approximate total run-time		<u>285</u>

Wood Badge for Group Commissioners

Session ID	Session Name	Duration (min)
6061	Group Management	20
6086	Volunteer Screening: It's Our Duty	25
6088	Role and Accountability of Group Commissioner in Committee	6
6090	Support Systems for the Group	15
6091	Volunteer Support Strategy	30
6094	Meeting Management	30
6096	Risk Management	10
6098	The Planning Cycle	25
6099	Financial Controls	25
6100	Problem Solving, Decision Making and Conflict Resolution	10
6101	Communication	14
6428	Conducting Crucial Conversations	45
6506	How to Plan for Youth-led	20
6511	How to Use the Program Quality Guide	20
6529	How to Fund the Program	20
6530	How to Engage Parents	10
6531	How to Work with the Section Leadership Teams	20
6592	Volunteer Recruitment	20
6593	How to Facilitate Scouter Development	20
6594	Volunteer Onboarding	20
6596	Performance Management	20
		<u>425</u>

Wood Badge for Group Committee

Session ID	Session Name	Duration (min)
6061	Group Management	20
6088	Role and Accountability of Group Commissioner in Committee	6
6090	Support Systems for the Group	15
6091	Volunteer Support Strategy	30
6094	Meeting Management	30
6096	Risk Management	10
6100	Problem Solving, Decision Making and Conflict Resolution	10
6101	Communication	14
		<u>135</u>